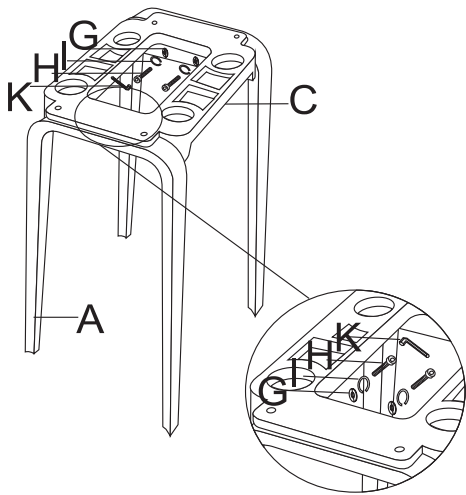
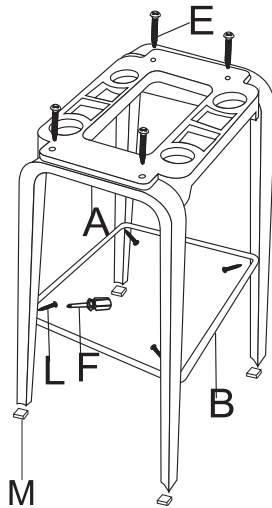


①

Loosely Connect the plastic brackets and wood legs. Do not tighten screws until step # 3

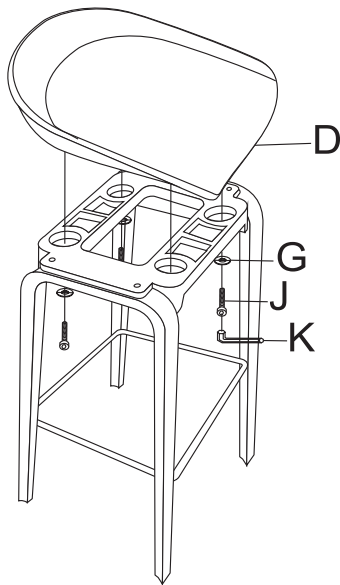


②



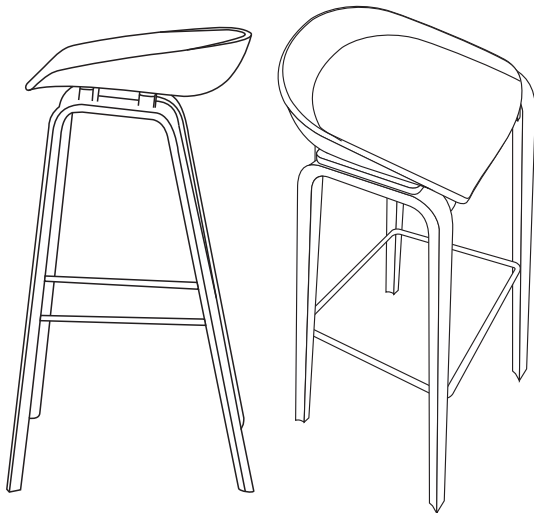
③














Place the brackets in the upright position and hand tighten screws from step # ①. And then connect the seat to the brackets.



④

Make sure all screws tightened before use



A  2	B  1	C  1	D  1	E  4	F  1	G  8
H  4	I  4	J  4	K  1	L  4	M  4	