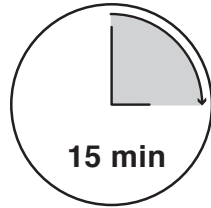


Bowery 951 Sofa, Loveseat and Chair

ASSEMBLY INSTRUCTIONS

Read these instructions carefully and keep for future reference.
Refer to parts inventory for guidance, and ensure you have all pieces before starting.

When assembling, place all parts on a soft, clean, and flat surface such as a carpet to prevent scratches.

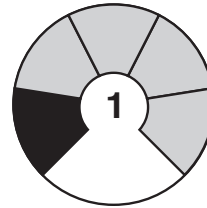


15 min

TIME



OF PEOPLE



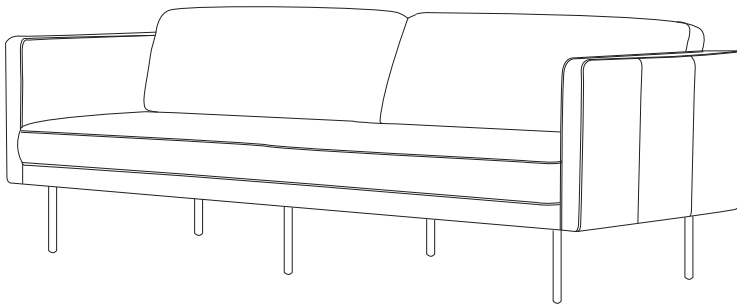
DIFFICULTY







WARNING


Two people required to orientate the sofa

Sofa







PARTS INVENTORY		
ID	DESCRIPTION	QTY
A	Allen key 	1
B	Bolt 	24
C	Outside legs 	4
D	Center legs 	2

Loveseat

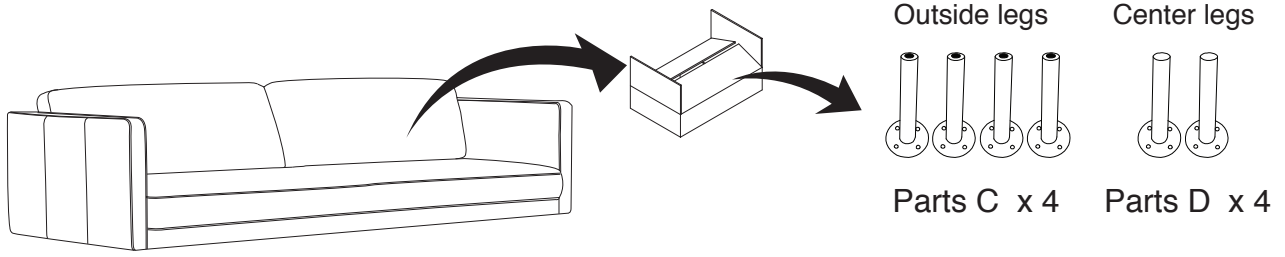


Chair

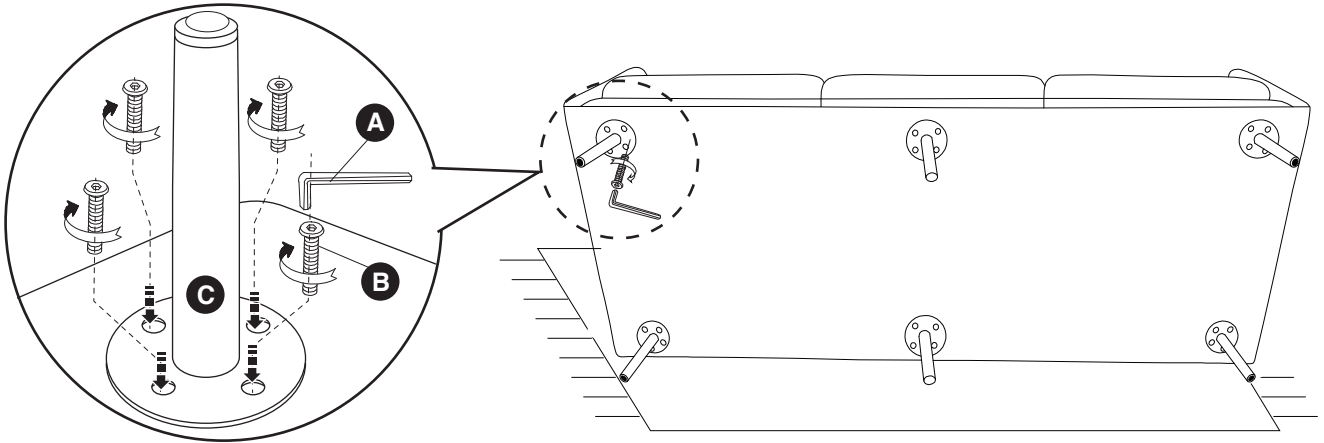


PARTS INVENTORY		
ID	DESCRIPTION	QTY
A	Allen key 	1
B	Bolt 	16
C	Outside legs 	4


Step 1



Step 2



Step 3



Finished

