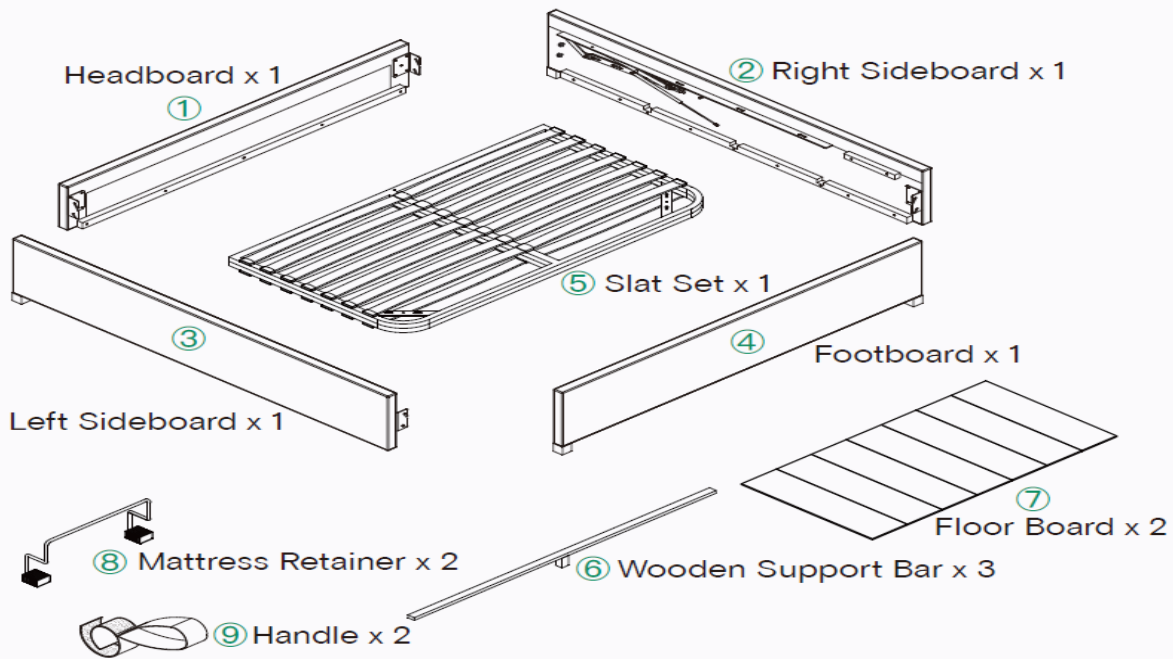
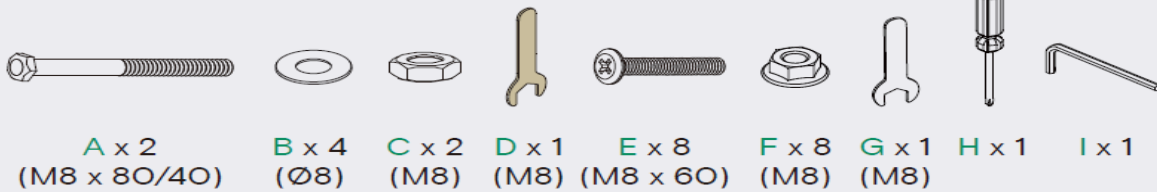


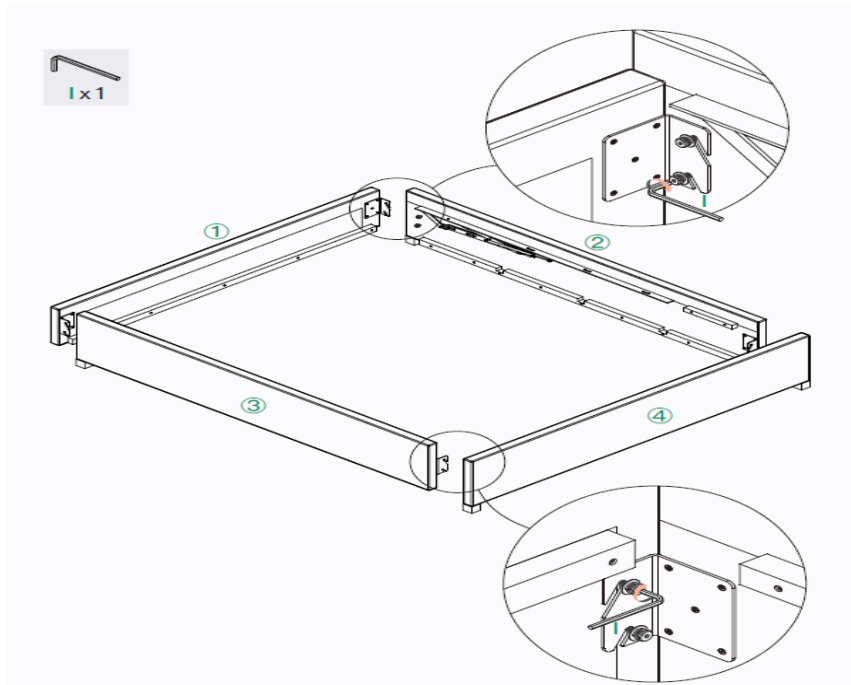
loungelovers



Hardware



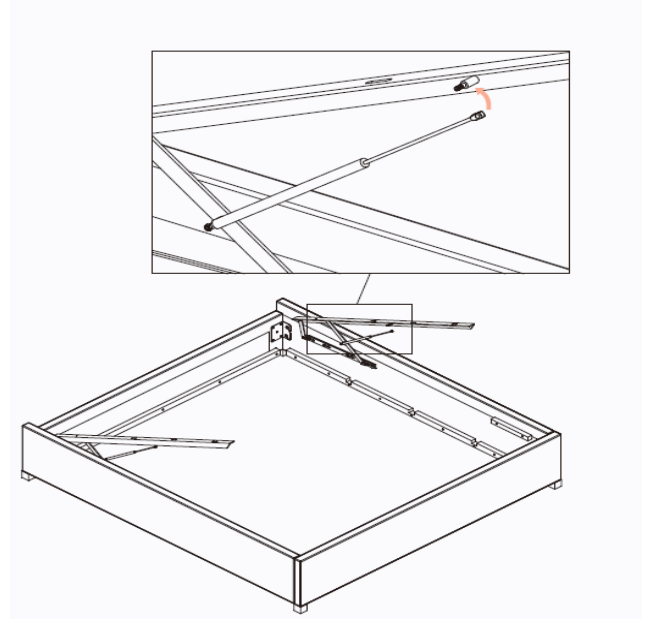
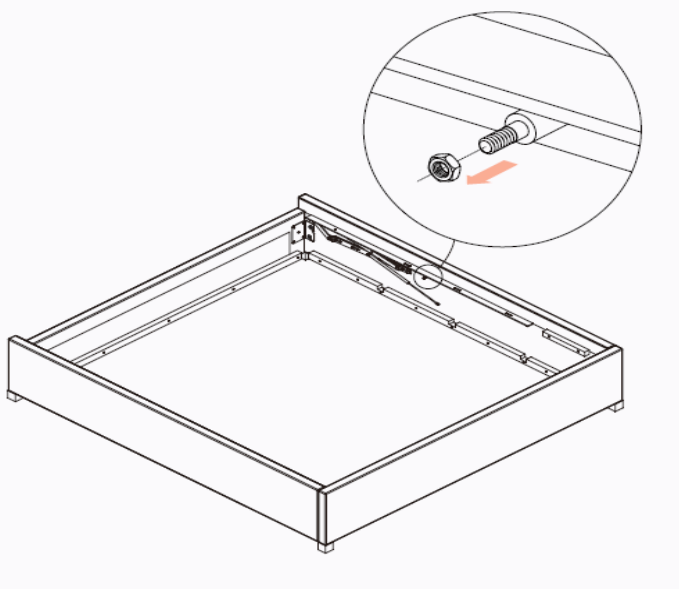
STEP1 Hook the brackets to the bolts. Screw the bolts with the Allen key I but do not tighten them yet. Adjust and make sure the frame formed in Step 1 is aligned perfectly and then tighten all bolts with the Allen key I.



loungelovers

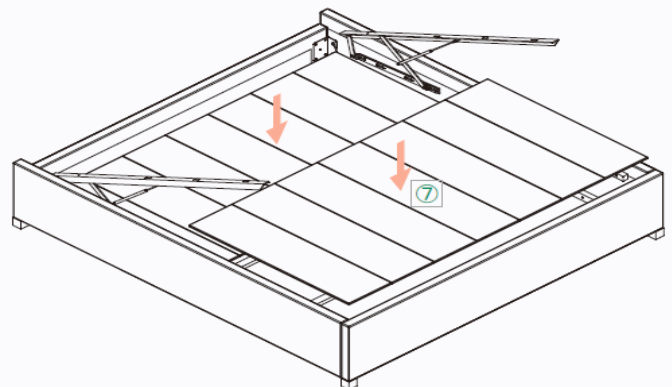
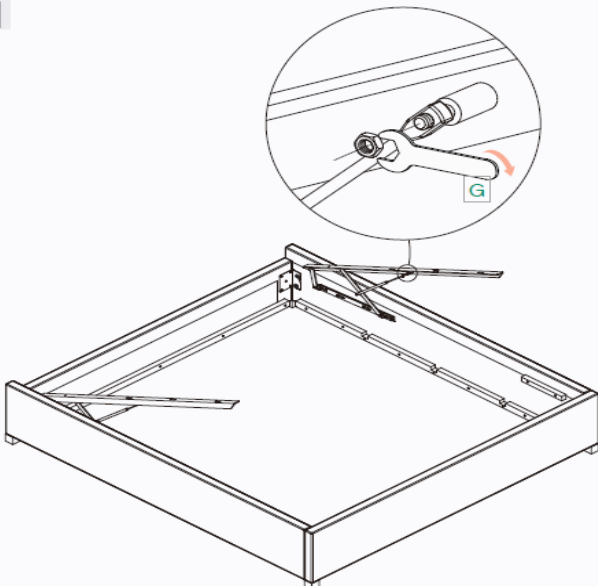
STEP2 Unscrew and remove the nut from the threaded rod of the gas lift arm. Keep the removed nut for the following assembly. Repeat this for the other side.

STEP3 Lift the gas lift arm and the gas lift strut so that the threaded rod of the arm can fit into the hole of the strut.



STEP4 Secure the structure formed in Step 3 using the nut removed in Step 2 with the spanner G. Repeat the process for the other side.

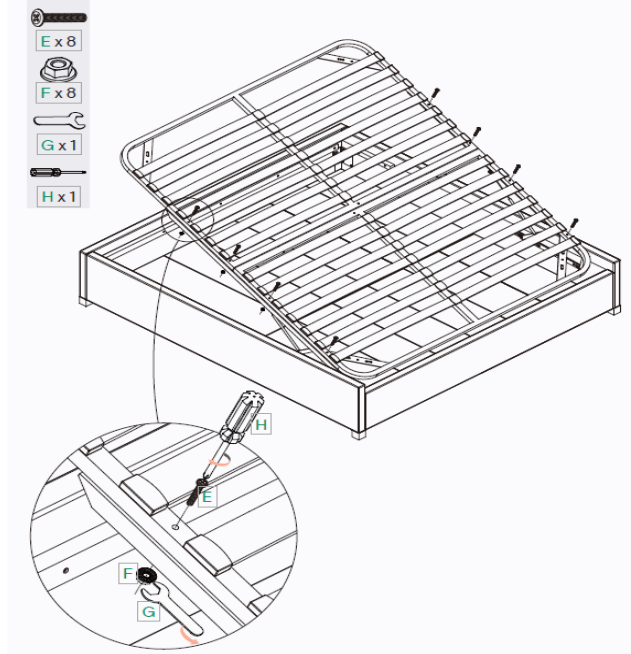
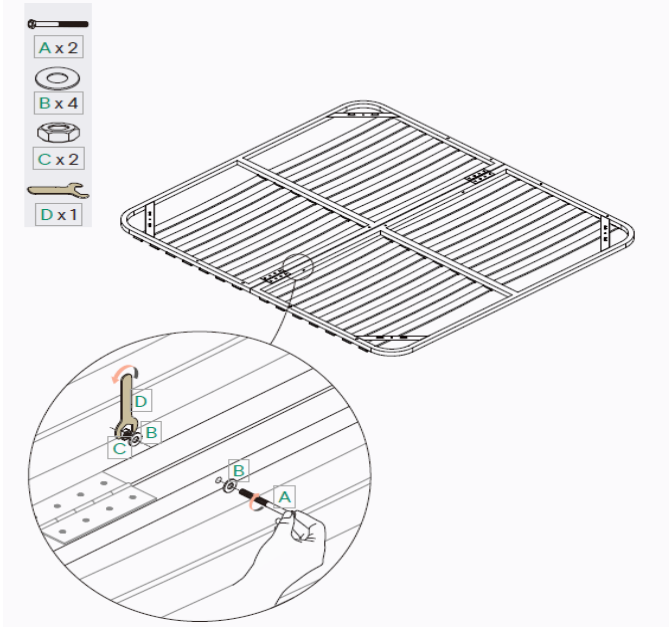
STEP5 Fit the wooden support bars ⑥ into the slots.



loungelovers

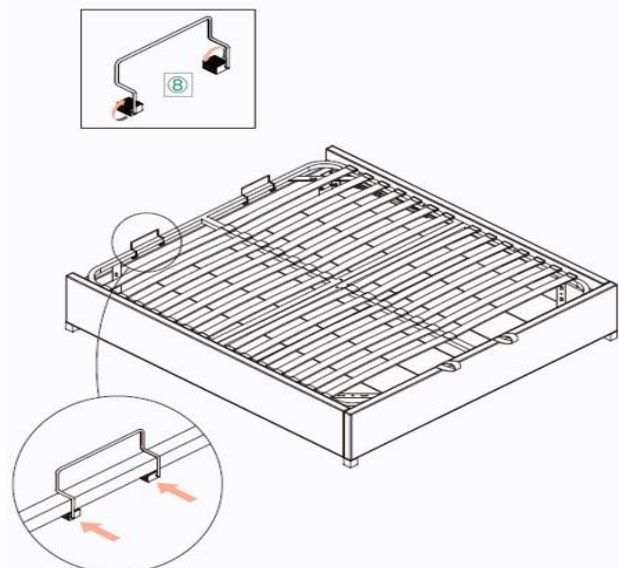
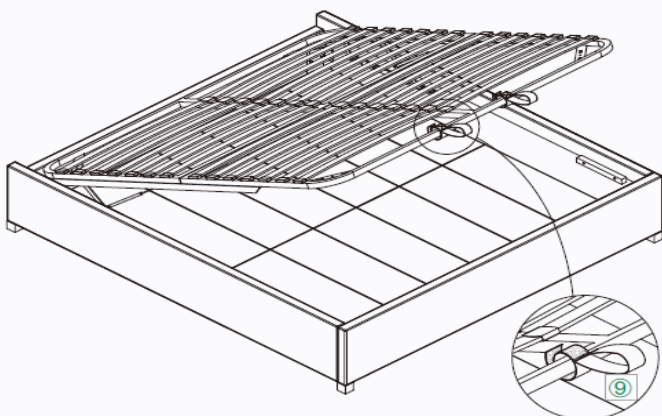
STEP6 Place the slat set on a level protected surface, making sure the underside is facing you.
Fit a flat washer B to a long bolt A. Insert the bolt from one side of the middle bars, making sure it protrudes from the other side.

STEP7 Flip the slat set the right way up and align it with the holes on the gas lift arms.
Insert bolts E into corresponding holes on the slat set frame. Attach flange nuts F onto the bolts from the other side and fix them with the screwdriver H and spanner G.



STEP8 Attach both handles ⑨ to the end of the slat set frame.

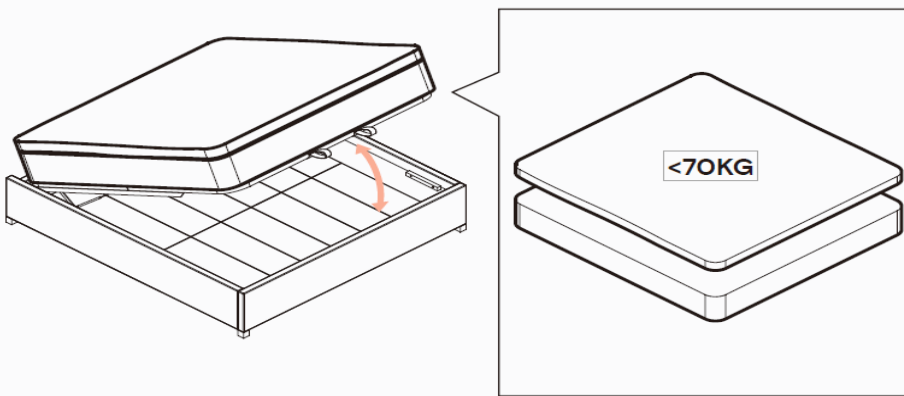
STEP9 The rubber blocks on the mattress retainer ⑧ can be rotated into different positions. Rotate both rubber blocks to be horizontally longer. Repeat this for the other retainer.
Clip the mattress retainers to proper spots on the front end of the slat set frame from inside as shown in the diagram below.
Then enjoy your new Gaslift Bed Base!



loungelovers

Warning

1. Please do NOT sit on the bed frame without a mattress.
2. The maximum loading weight for the bed base is 350kg. Please do NOT exceed the weight limit.
3. Please always use the handles to lift and lower the bed frame to avoid trapping your fingers. Always use both hands.
4. To make sure that the gas lift mechanism performs properly and can be used for a longer time, choose a mattress/topper under 70kg.



5. Do not allow children to play around the bed when it is lifted up.

Troubleshooting

1. If you are using a mattress higher than 24cm, your mattress might go against your bedhead while you lift it up and stop your gas lift mechanism from locking into place.

2. Moving your bed base a bit further away will give your high mattress more space to move.

