

# HAVEN

The Haven Sofa range features a versatile modular design that allows your sofa to adapt with you, whether you're rearranging your living spaces or even moving homes. The feather filled cushions create the ultimate sink-in comfort while removable covers give you peace of mind knowing that cleaning is a breeze.



## Loungability

Soft

## Assembly

Legs to be fitted & sections placed together

## Construction & Filling

Solid wood and Plywood Frame, PVC Legs

Webbing & Spring Suspension

Seat: Foam, Feather & Fibre

Back: Feather & Fibre

## Custom



## MTO



## Cover Sets



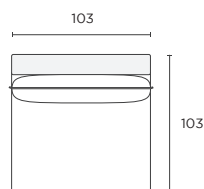
## Leg Options



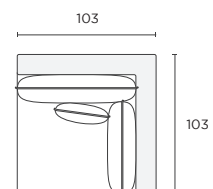
## Modular Components

Seat height 48cm Seat depth 67cm

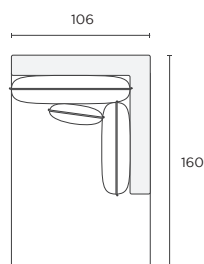
**Armless 1-Seater (AL)**  
103W x 103D x 90H cm



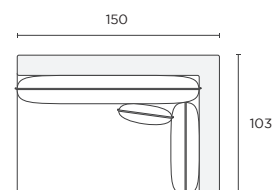
**Corner 1-Seater (CNR)**  
103W x 103D x 90H cm



**LH/RH Arm Chaise (CLA/CRA)**  
103W x 160D x 90H cm



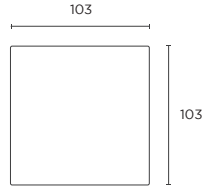
**LH/RH 2-Seater (2LA/2RA)**  
150W x 103D x 90H cm



**Ottoman (OT)**

103W x 103D x 48H cm

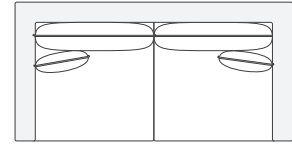
STOCKED



**3-Seater Sofa Bed**

205W x 106D x 90H cm

STOCKED



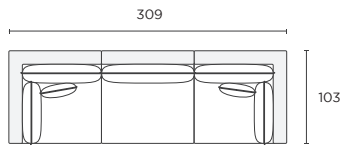
**Modular Configurations**

Seat height 48cm Seat depth 67cm

**4-Seater (CNR + AL + CNR)**

309W x 103D x 90H cm

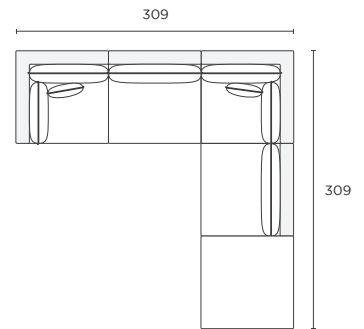
STOCKED



**Corner (CNR + AL + CNR + AL + OT)**

309W x 309D x 90H cm

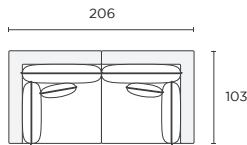
STOCKED



**3-Seater (CNR + CNR)**

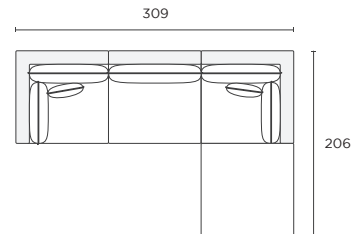
206W x 103D x 90H cm

STOCKED



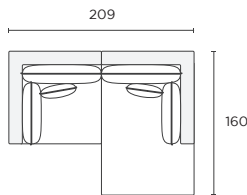
**CNR + AL + CNR + OT**

309W x 206D x 90H cm



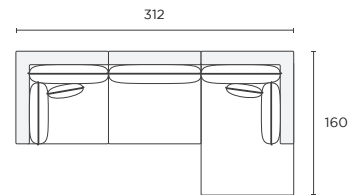
**CNR + CRA**

209W x 160D x 90H cm



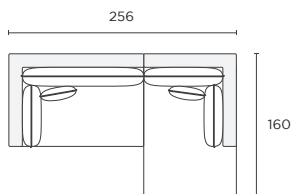
**CNR + AL + CRA**

312W x 160D x 90H cm



**2LA + CRA**

256W x 160D x 90H cm



**2LA + CNR + 2RA**

253W x 253D x 90H cm

