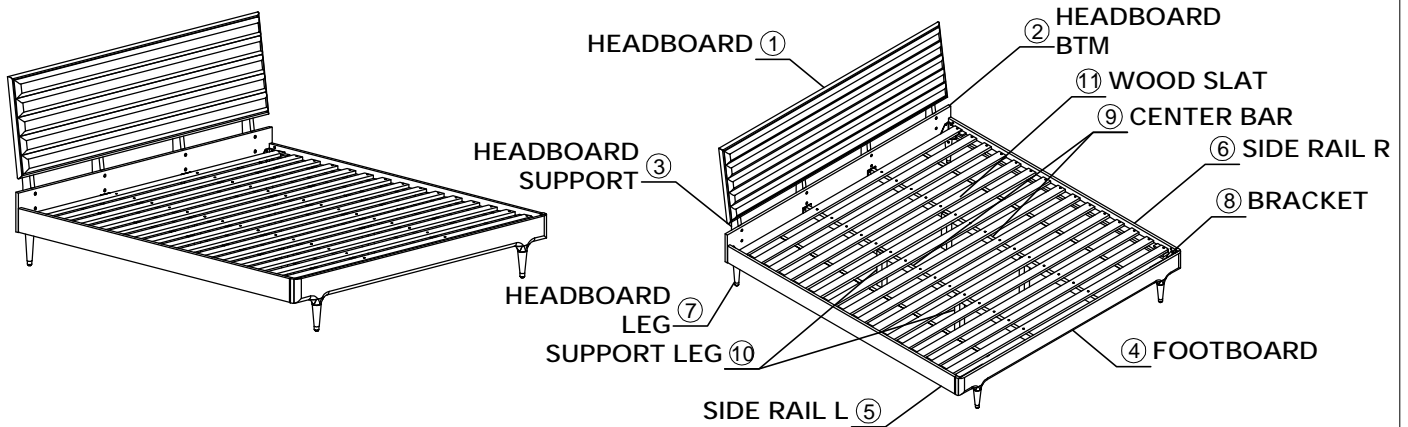


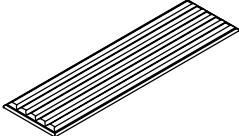
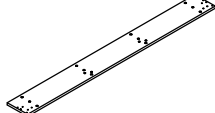
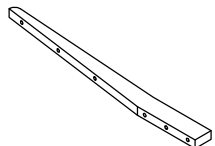
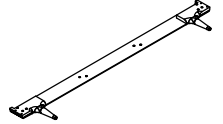


loungelovers

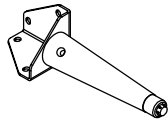

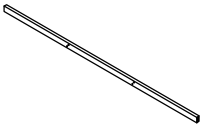
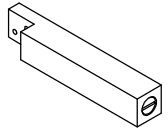

MANHATTAN KING TUFTED

INSTRUCTION SHEET 1/7











- Thank you for purchasing this quality product.
- Please do not discard any of the packing material until you have checked all the part for fitting.
- Before you begin to assemble your new piece of furniture, please check that all part have been supplied.
- It is recommended that assembly is done on soft surface like carpet to avoid any damage.










PARTS LIST			
NO.	DESCRIPTION		QTY.
1		HEADBOARD	1 pc
2		HEADBOARD BTM	1 pc
3		HEADBOARD SUPPORT	4 pcs
4		FOOTBOARD	1 pc
5		SIDE RAIL L	1 pc
6		SIDE RAIL R	1 pc

PARTS LIST			
NO.	DESCRIPTION		QTY.
7		HEADBOARD LEG	2 pcs
8		BRACKET	2 pcs
9		CENTER BAR	2 pcs
10		SUPPORT LEG	4 pcs
11		WOOD SLAT	1 pc

MADE IN MALAYSIA

HARDWARE LIST		
NO.	DESCRIPTION	QTY
A	 ALLEN KEY M4	1 pc
B	 ALLEN KEY M5	1 pc
SIDE RAIL HARDWARE		
C	 DOWEL M8x30	8 pcs
HEADBOARD LEG & BRACKET HARDWARE		
D	 JCBC SCREW M6x20	24 pcs
	 SPRING WASHER M6	24 pcs
	 FLAT WASHER M6x17x2	24 pcs
HEADBOARD BTM PANEL HARDWARE		
E	 JCBC SCREW M6x75	2 pcs
	 SPRING WASHER M6	2 pcs
	 FLAT WASHER M6x17x2	2 pcs
F	 BARREL NUT M6x12x15	2 pcs

HARDWARE LIST		
NO.	DESCRIPTION	QTY
CENTER BAR HARDWARE		
G	 CENTER BAR BRACKET	4 pcs
H	 CSK ALLEN SCREW M6x16	16 pcs
I	 JCBC SCREW M6x40	8 pcs
	 SPRING WASHER M6	8 pcs
	 FLAT WASHER M6x17x2	8 pcs
J	 JCBB SCREW M8x35	24 pcs
	 SPRING WASHER M8	24 pcs
	 FLAT WASHER M8x16x2	24 pcs
WOOD SLAT HARDWARE		
K	 THW CBS M4x30	60 pcs

TOOL REQUIRED (NOT PROVIDED)



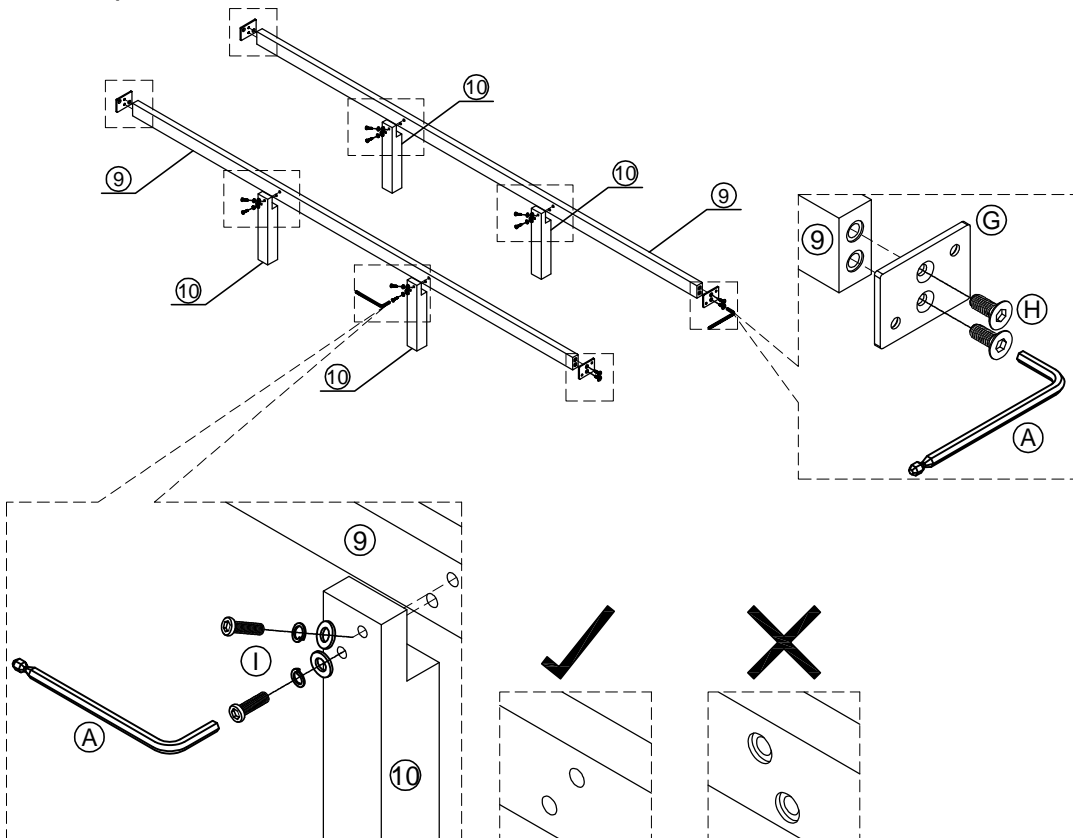
PHILLIPS SCREW DRIVER









FLAT HEAD SCREW DRIVER

STEP 1

Assemble part (9) and (10).



A	ALLEN KEY M4	 x1
G	CENTER BAR BRACKET	 x4
H	CSK ALLEN SCREW M6x16	 x8
I	JCBC SCREW M6x40	 x8
	SPRING WASHER M6	 x8
	FLAT WASHER M6x17x2	 x8





loungelovers

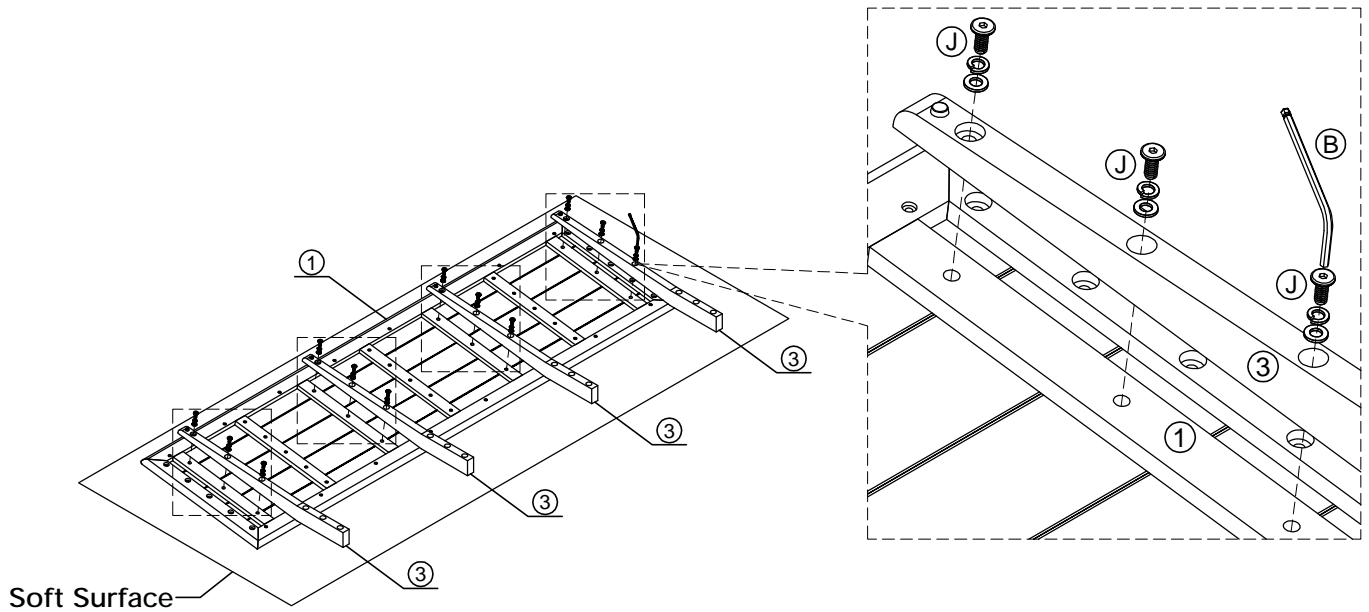
MANHATTAN KING TUFTED

INSTRUCTION SHEET 3/7

STEP 2





Assemble part (1) and (3).

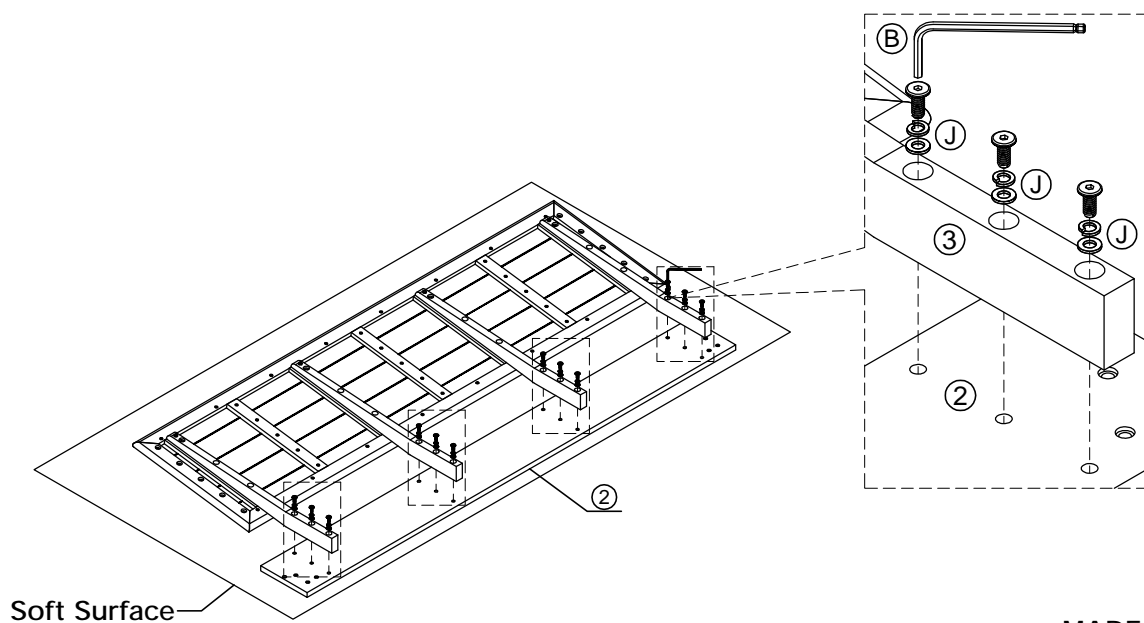
B	ALLEN KEY M5	x1	
J	JCBB SCREW M8x35	x12	
	SPRING WASHER M8	x12	
	FLAT WASHER M8x16x2	x12	



STEP 3

Assemble part (2).

B	ALLEN KEY M5	x1	
J	JCBB SCREW M8x35	x12	
	SPRING WASHER M8	x12	
	FLAT WASHER M8x16x2	x12	



MADE IN MALAYSIA





loungelovers

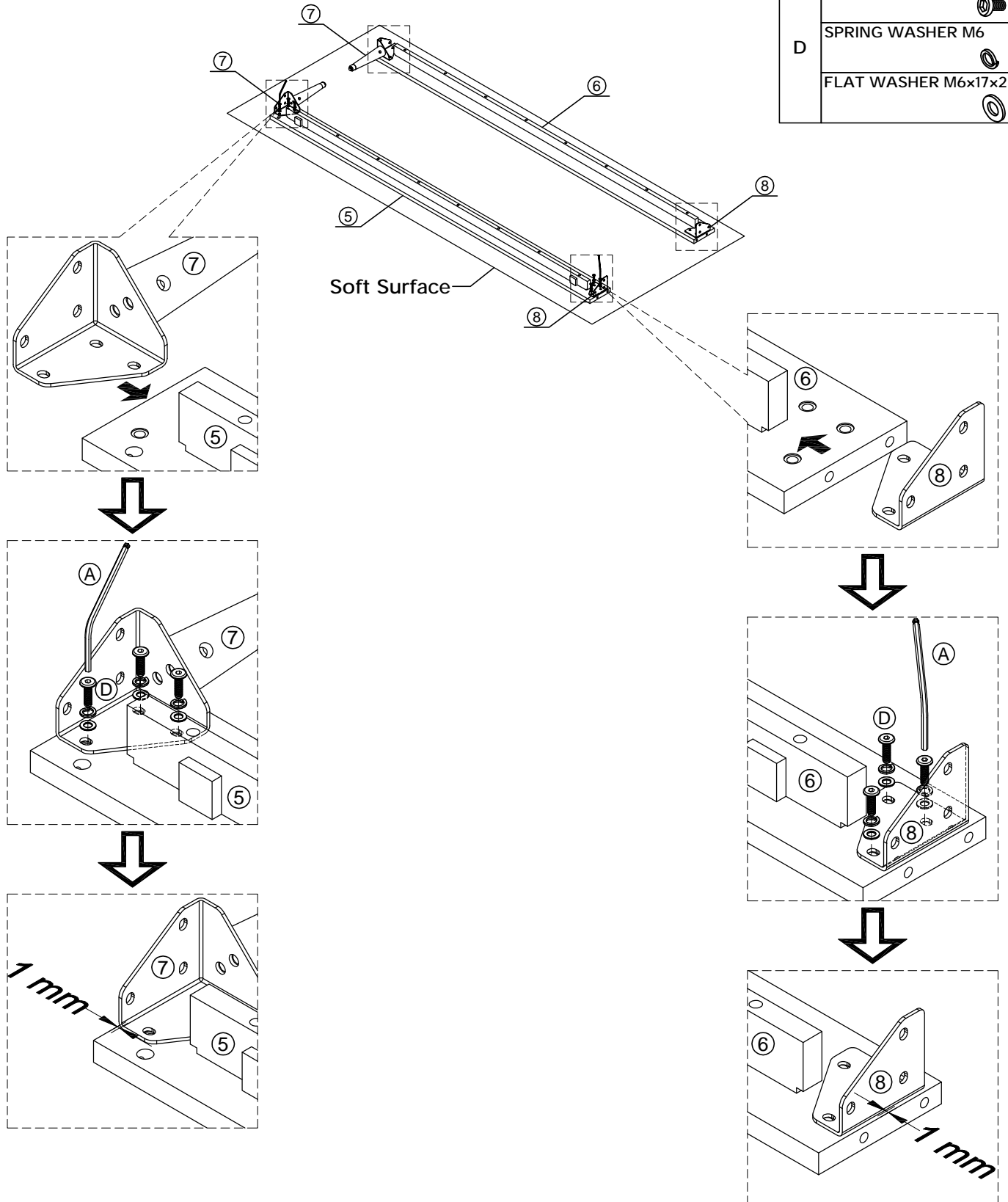
MANHATTAN KING TUFTED

INSTRUCTION SHEET 4/7

STEP 4

Assemble part (5), (6), (7) and (8).

A	ALLEN KEY M4	x1	
D	JCBC SCREW M6x20	x12	
	SPRING WASHER M6	x12	
	FLAT WASHER M6x17x2	x12	

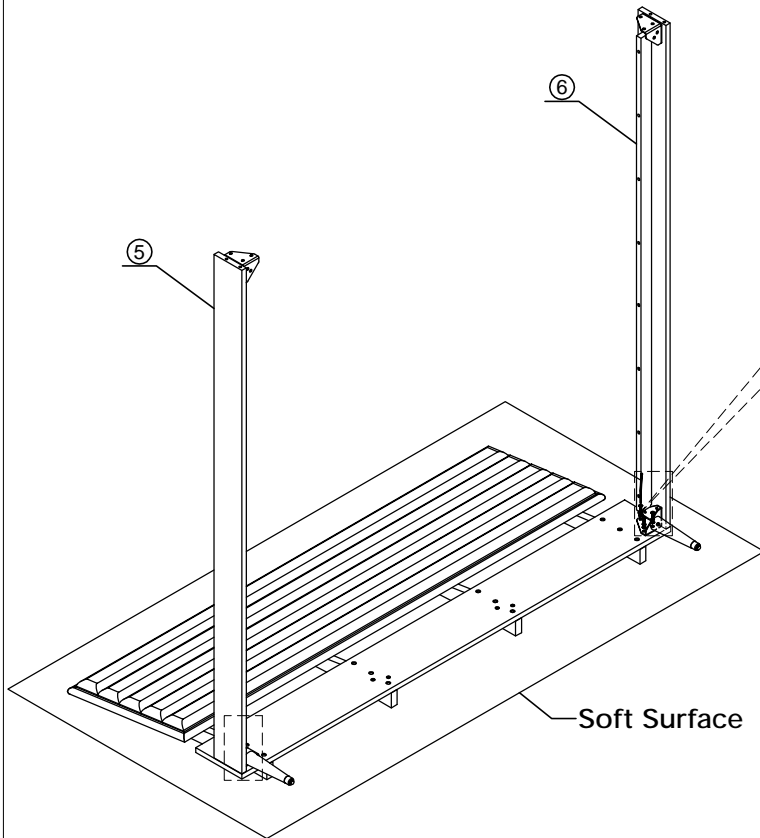


loungelovers

MANHATTAN KING TUFTED

INSTRUCTION SHEET 5/7

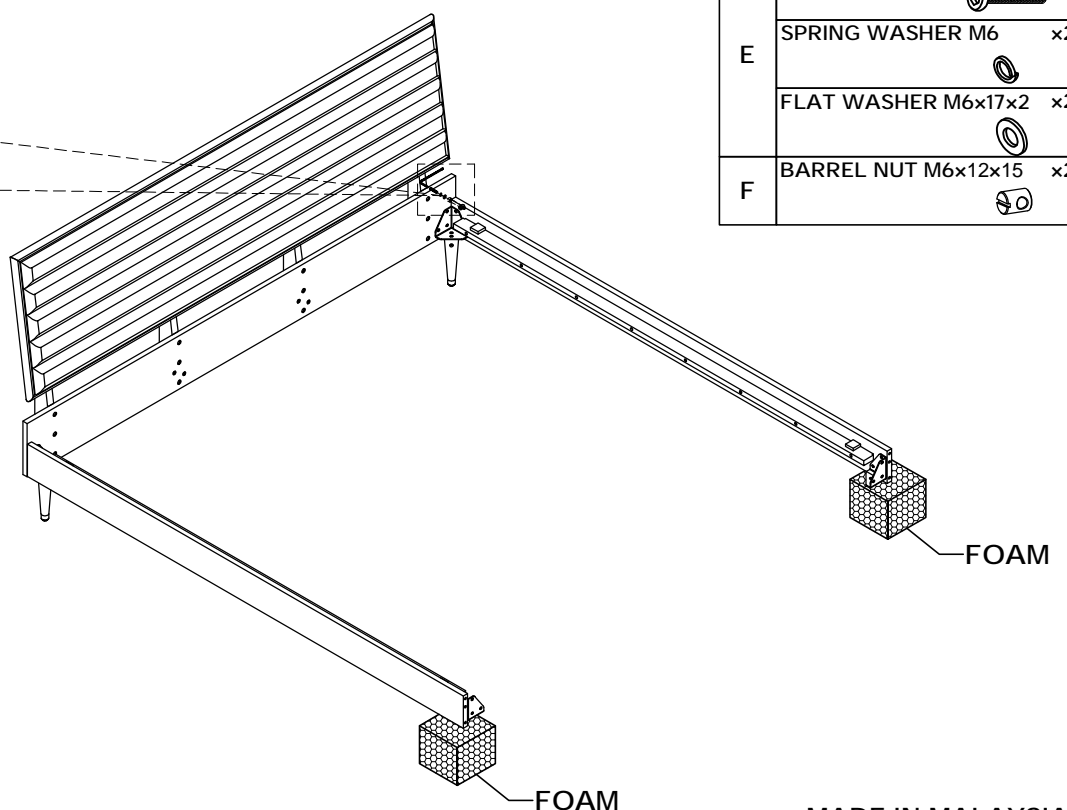
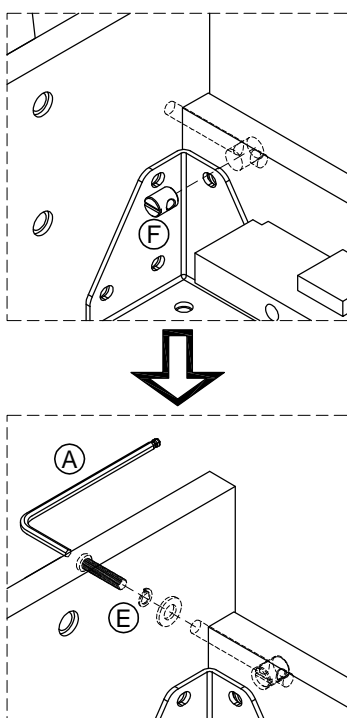
STEP 5



A	ALLEN KEY M4	x1
C	DOWEL M8x30	x4
D	JCBC SCREW M6x20	x6
	SPRING WASHER M6	x6
	FLAT WASHER M6x17x2	x6

STEP 6

Using foam from packaging materials included with bed, prop up side rails.



A	ALLEN KEY M4	x1
	JCBC SCREW M6x75	x2
	SPRING WASHER M6	x2
E	FLAT WASHER M6x17x2	x2
	BARREL NUT M6x12x15	x2
F		

MADE IN MALAYSIA

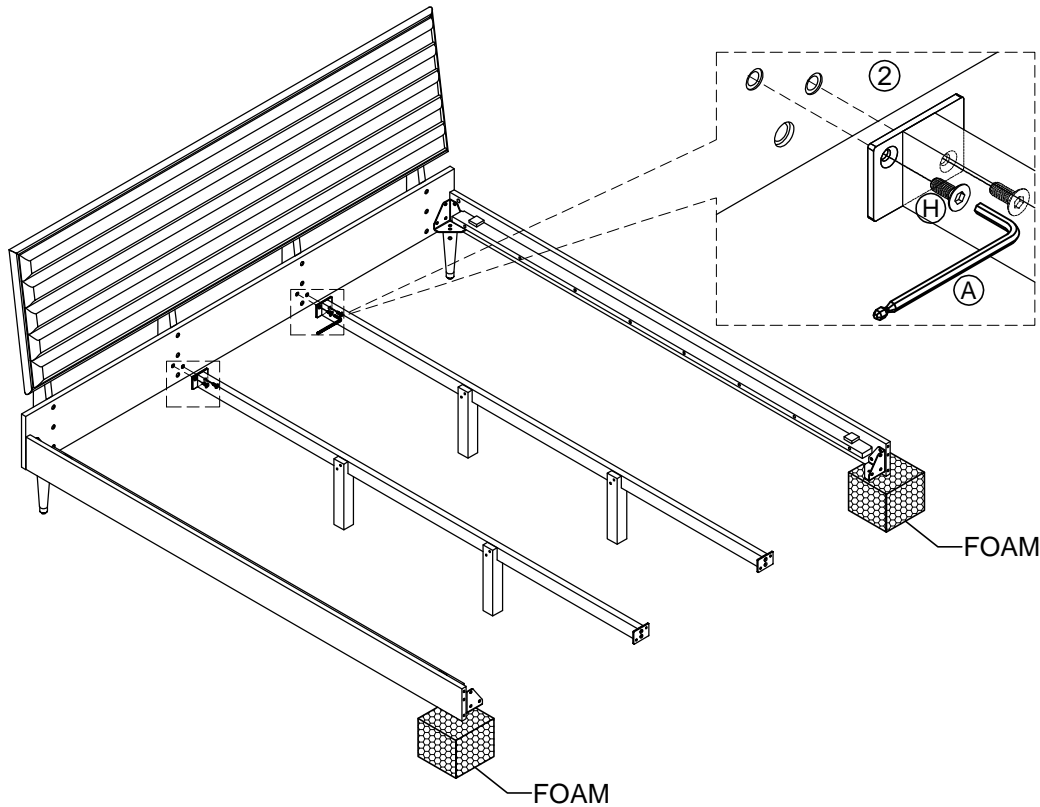
loungelovers

MANHATTAN KING TUFTED

INSTRUCTION SHEET 6/7

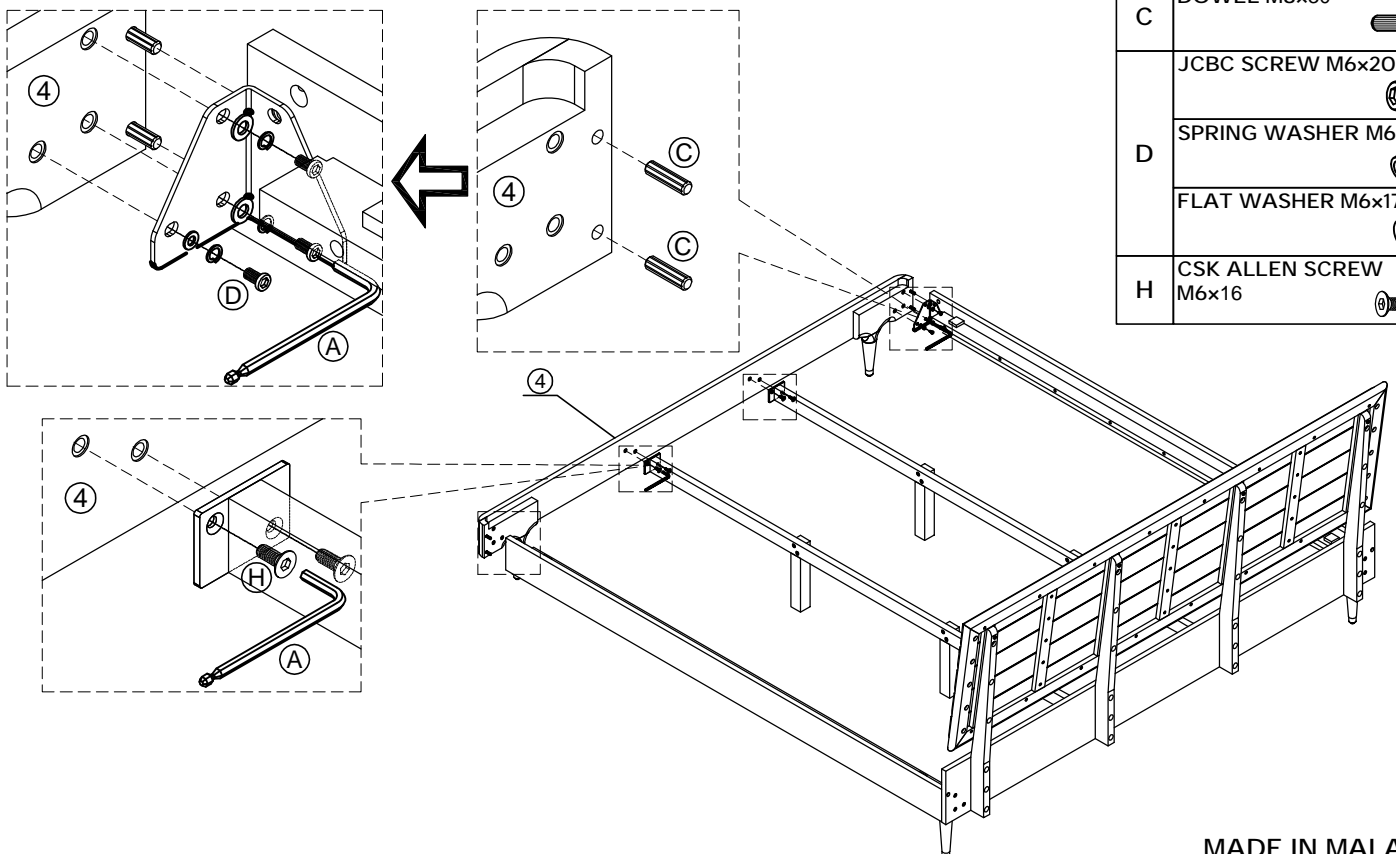
STEP 7

A	ALLEN KEY M4	x1
H	CSK ALLEN SCREW M6x16	x4



STEP 8
Assemble part (4).

A	ALLEN KEY M4	x1
C	DOWEL M8x30	x4
D	JCBC SCREW M6x20	x6
	SPRING WASHER M6	x6
	FLAT WASHER M6x17x2	x6
H	CSK ALLEN SCREW M6x16	x4



MADE IN MALAYSIA

loungelovers

MANHATTAN KING TUFTED

INSTRUCTION SHEET 7/7

STEP 9

Assemble part (11).

K	THW CBS M4 x 30	x60
---	-----------------	-----

