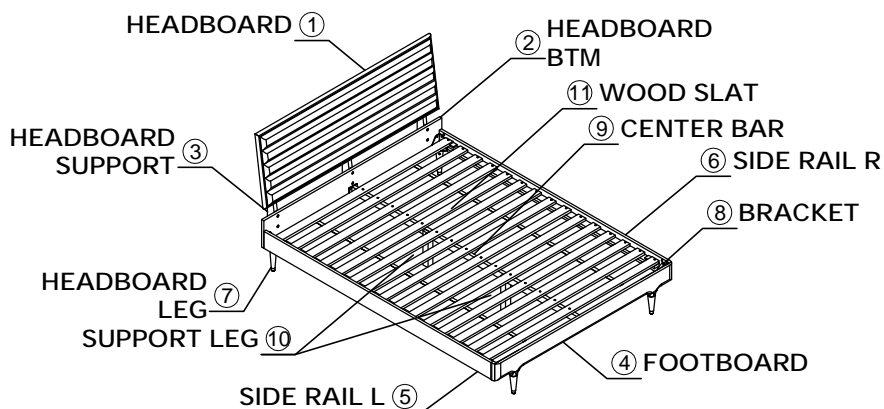
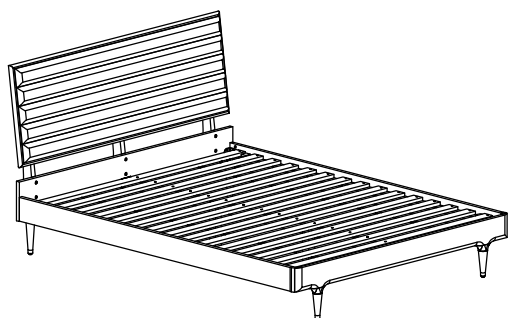


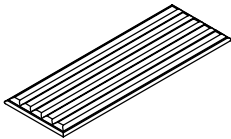
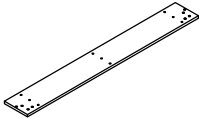
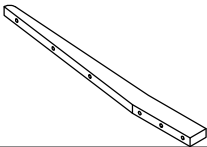
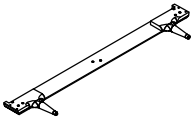

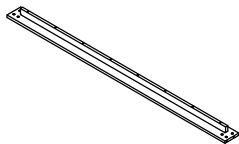
loungelovers

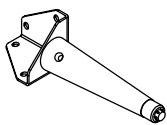

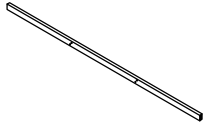
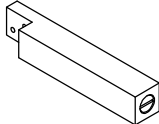

MANHATTAN QUEEN TUFTED











INSTRUCTION SHEET 1/7

- ~ Thank you for purchasing this quality product.
- ~ Please do not discard any of the packing material until you have checked all the part for fitting.
- ~ Before you begin to assemble your new piece of furniture, please check that all part have been supplied.
- ~ It is recommended that assembly is done on soft surface like carpet to avoid any damage.




PARTS LIST			
NO.	DESCRIPTION		QTY.
1		HEADBOARD	1 pc
2		HEADBOARD BTM	1 pc
3		HEADBOARD SUPPORT	3 pcs
4		FOOTBOARD	1 pc
5		SIDE RAIL L	1 pc
6		SIDE RAIL R	1 pc


PARTS LIST			
NO.	DESCRIPTION		QTY.
7		HEADBOARD LEG	2 pcs
8		BRACKET	2 pcs
9		CENTER BAR	1 pc
10		SUPPORT LEG	2 pcs
11		WOOD SLAT	1 pc

HARDWARE LIST			
NO.	DESCRIPTION		QTY
A		ALLEN KEY M4	1 pc
B		ALLEN KEY M5	1 pc
SIDE RAIL HARDWARE			
C		DOWEL M8x30	8 pcs
HEADBOARD LEG & BRACKET HARDWARE			
D		JCBC SCREW M6x20	24 pcs
		SPRING WASHER M6	24 pcs
		FLAT WASHER M6x17x2	24 pcs
HEADBOARD BTM PANEL HARDWARE			
E		JCBC SCREW M6x75	2 pcs
		SPRING WASHER M6	2 pcs
		FLAT WASHER M6x17x2	2 pcs
F		BARREL NUT M6x12x15	2 pcs

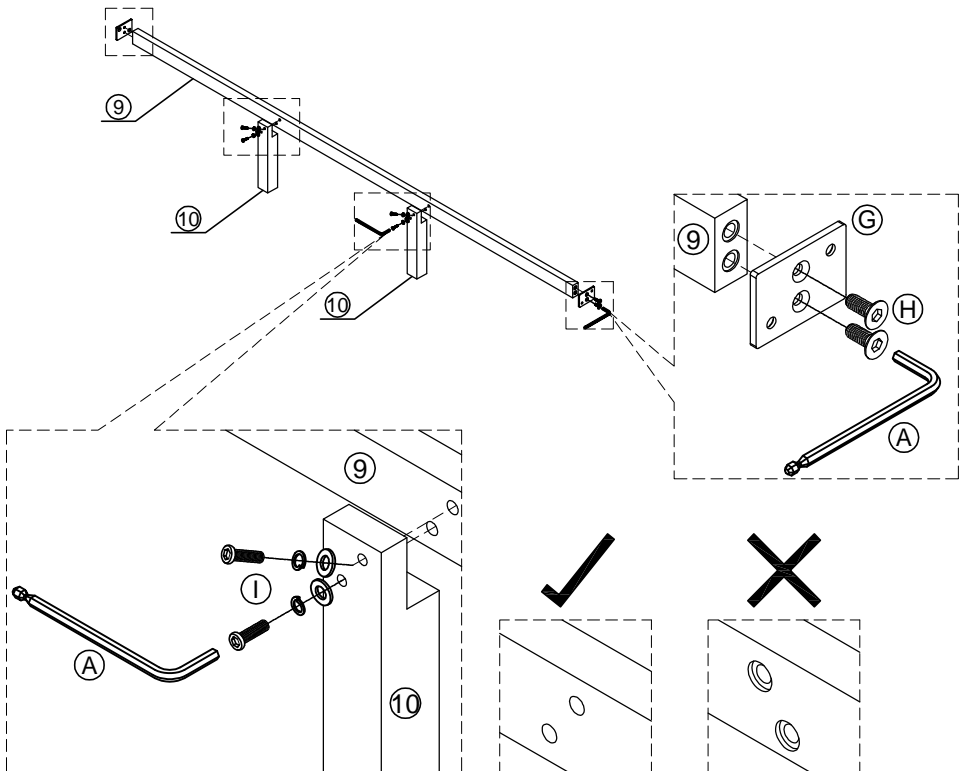
HARDWARE LIST			
NO.	DESCRIPTION		QTY
CENTER BAR HARDWARE			
G		CENTER BAR BRACKET	2 pcs
H		CSK ALLEN SCREW M6x16	8 pcs
I		JCBC SCREW M6x40	4 pcs
		SPRING WASHER M6	4 pcs
		FLAT WASHER M6x17x2	4 pcs
J		JCBB SCREW M8x35	18 pcs
		SPRING WASHER M8	18 pcs
		FLAT WASHER M8x16x2	18 pcs
WOOD SLAT HARDWARE			
K		THW CBS M4x30	45 pcs







TOOL REQUIRED (NOT PROVIDED)


PHILLIPS SCREW DRIVER




FLAT HEAD SCREW DRIVER

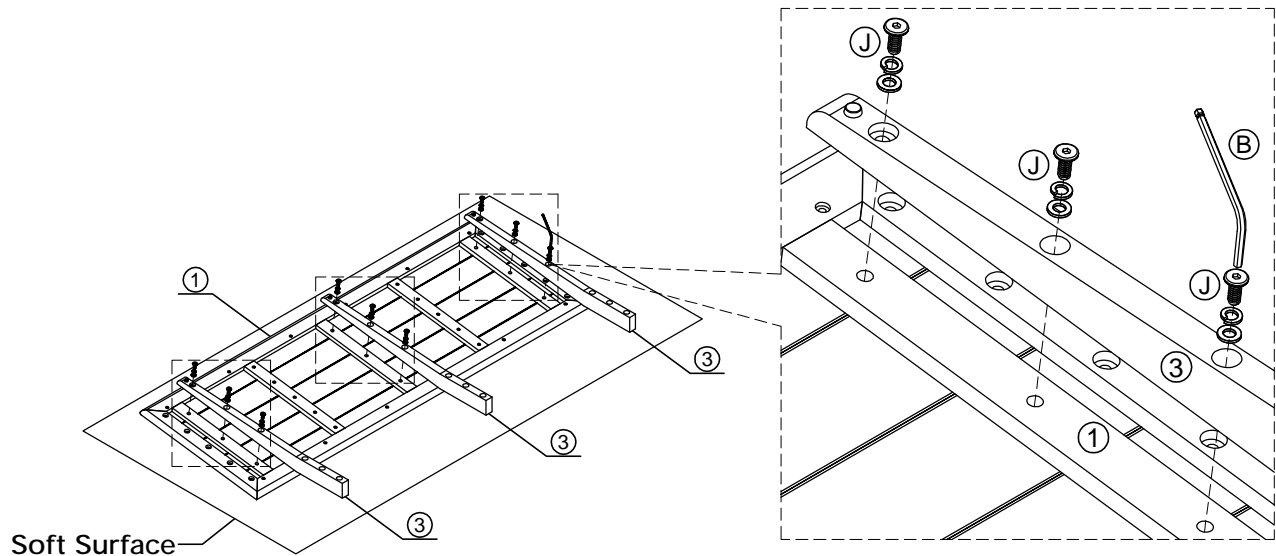
STEP 1
Assemble part (9) and (10).





A	ALLEN KEY M4		x1
G	CENTER BAR BRACKET		x2
H	CSK ALLEN SCREW M6x16		x4
I	JCBC SCREW M6x40		x4
	SPRING WASHER M6		x4
	FLAT WASHER M6x17x2		x4

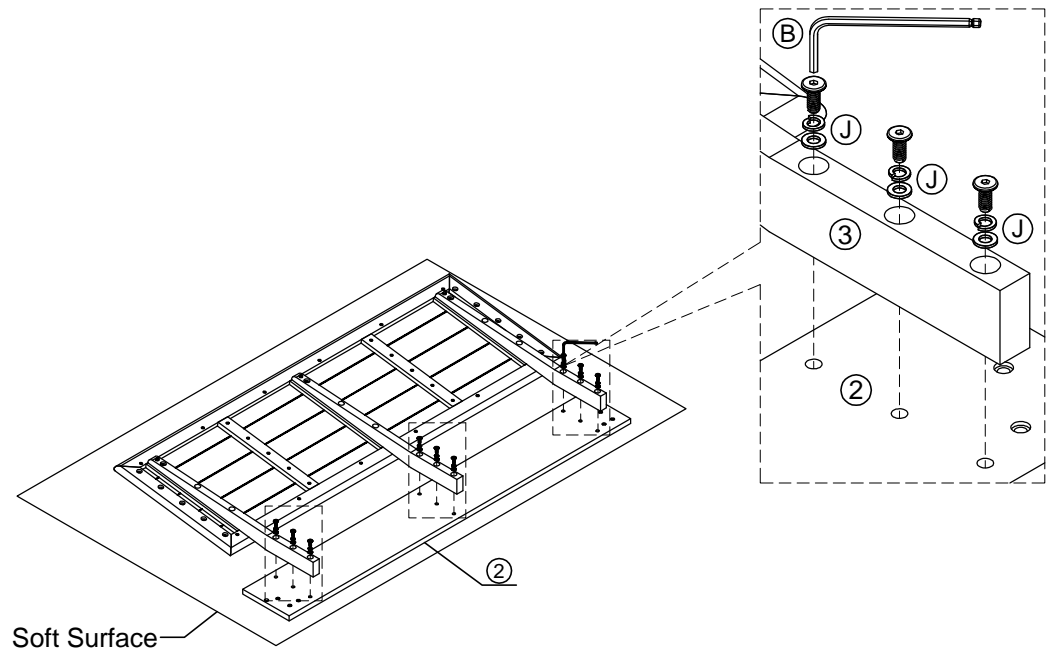
STEP 2
Assemble part (1) and (3).

B	ALLEN KEY M5	x1
		
J	JCBB SCREW M8x35	x9
		
	SPRING WASHER M8	x9
	FLAT WASHER M8x16x2	x9







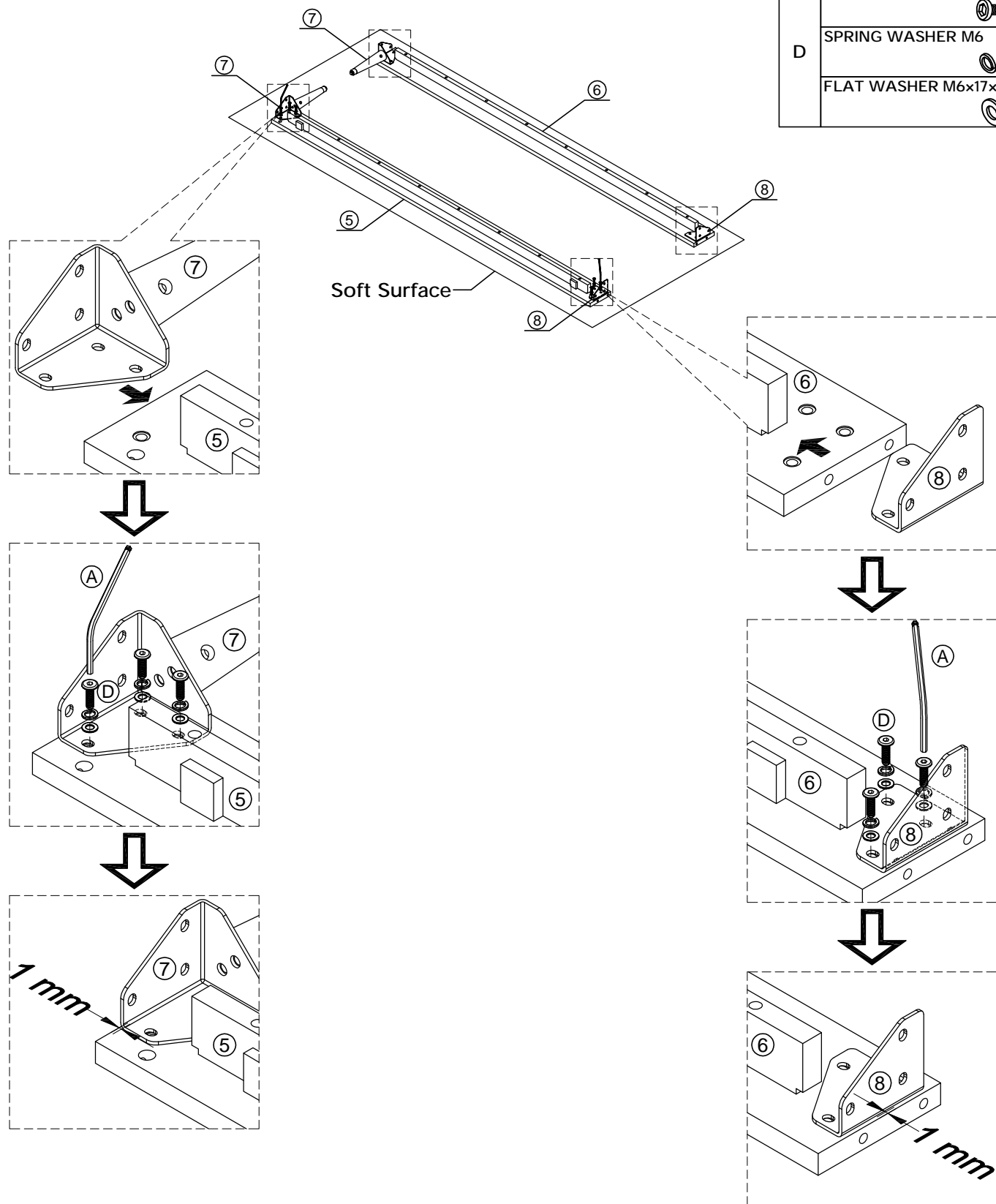
STEP 3
Assemble part (2).

B	ALLEN KEY M5	x1
		
J	JCBB SCREW M8x35	x9
		
	SPRING WASHER M8	x9
	FLAT WASHER M8x16x2	x9



STEP 4
Assemble part (5), (6), (7) and (8).

A	ALLEN KEY M4	x1
		
D	JCBC SCREW M6x20	x12
		
	SPRING WASHER M6	x12
		
	FLAT WASHER M6x17x2	x12
		



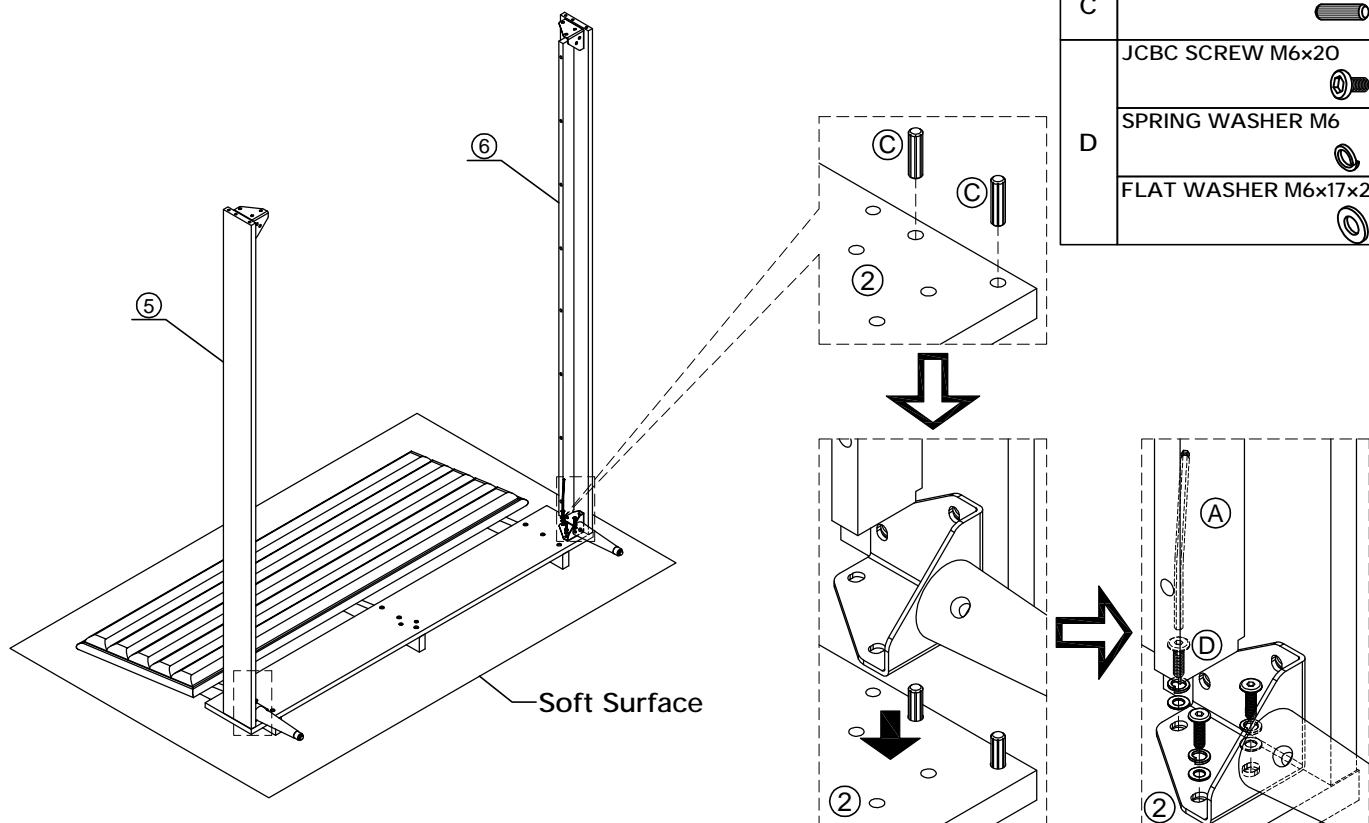
loungelovers

MANHATTAN QUEEN TUFTED

INSTRUCTION SHEET 5/7

STEP 5

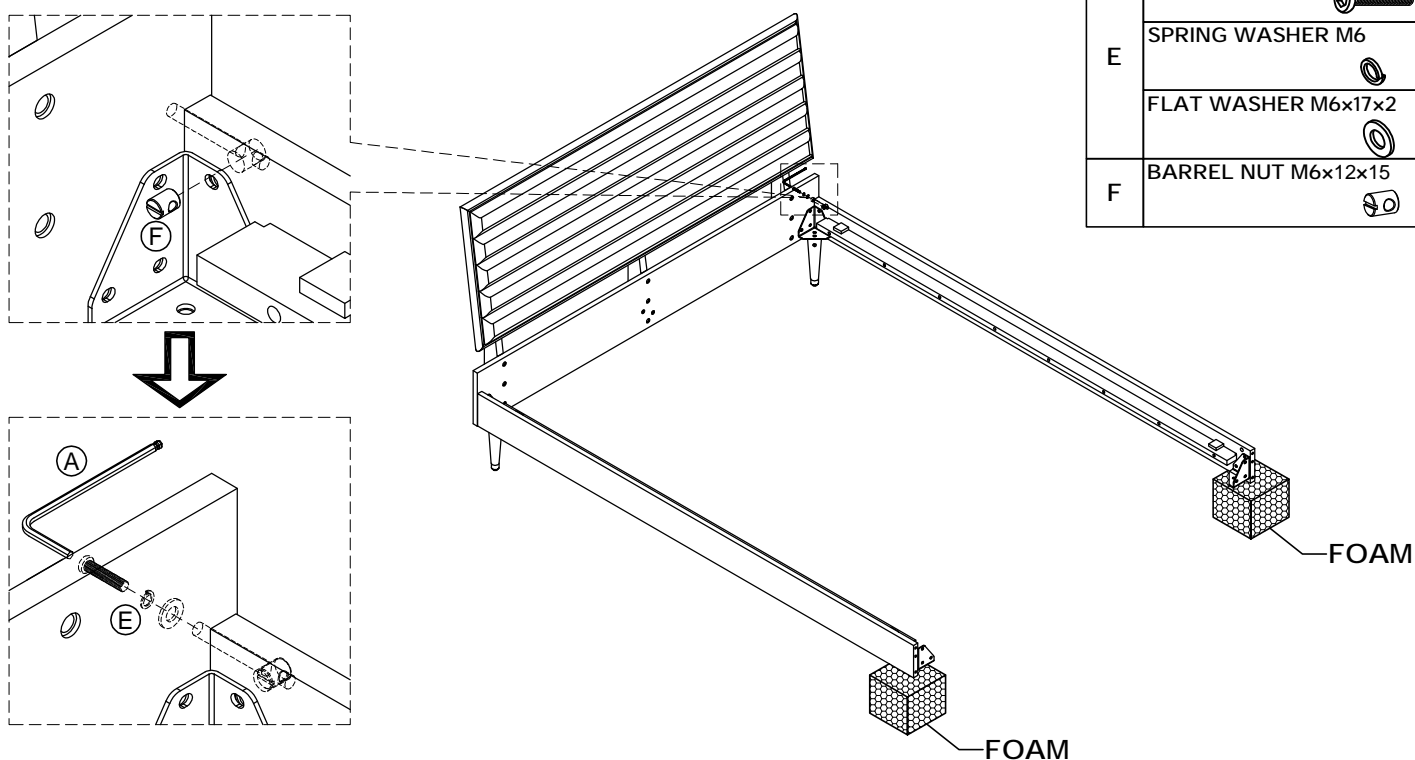
A	ALLEN KEY M4	x1
C	DOWEL M8x30	x4
D	JCBC SCREW M6x20	x6
	SPRING WASHER M6	x6
	FLAT WASHER M6x17x2	x6



STEP 6

Using foam from packaging materials included with bed, prop up side rails.

A	ALLEN KEY M4	x1
E	JCBC SCREW M6x75	x2
	SPRING WASHER M6	x2
	FLAT WASHER M6x17x2	x2
F	BARREL NUT M6x12x15	x2



MADE IN MALAYSIA

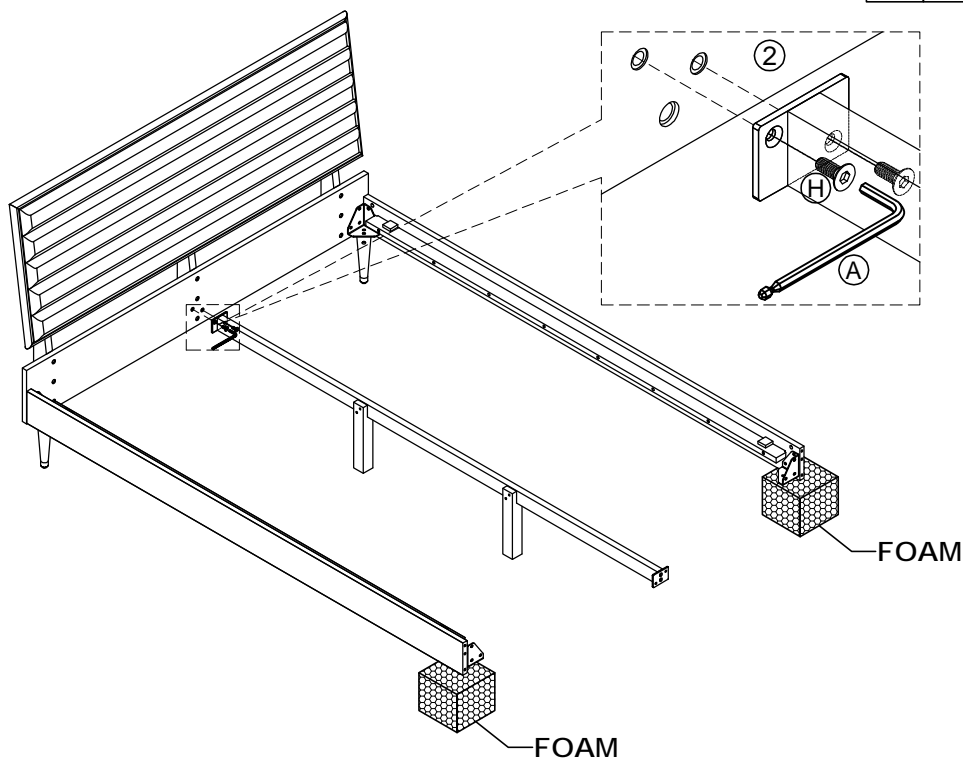
loungelovers

MANHATTAN QUEEN TUFTED

INSTRUCTION SHEET 6/7

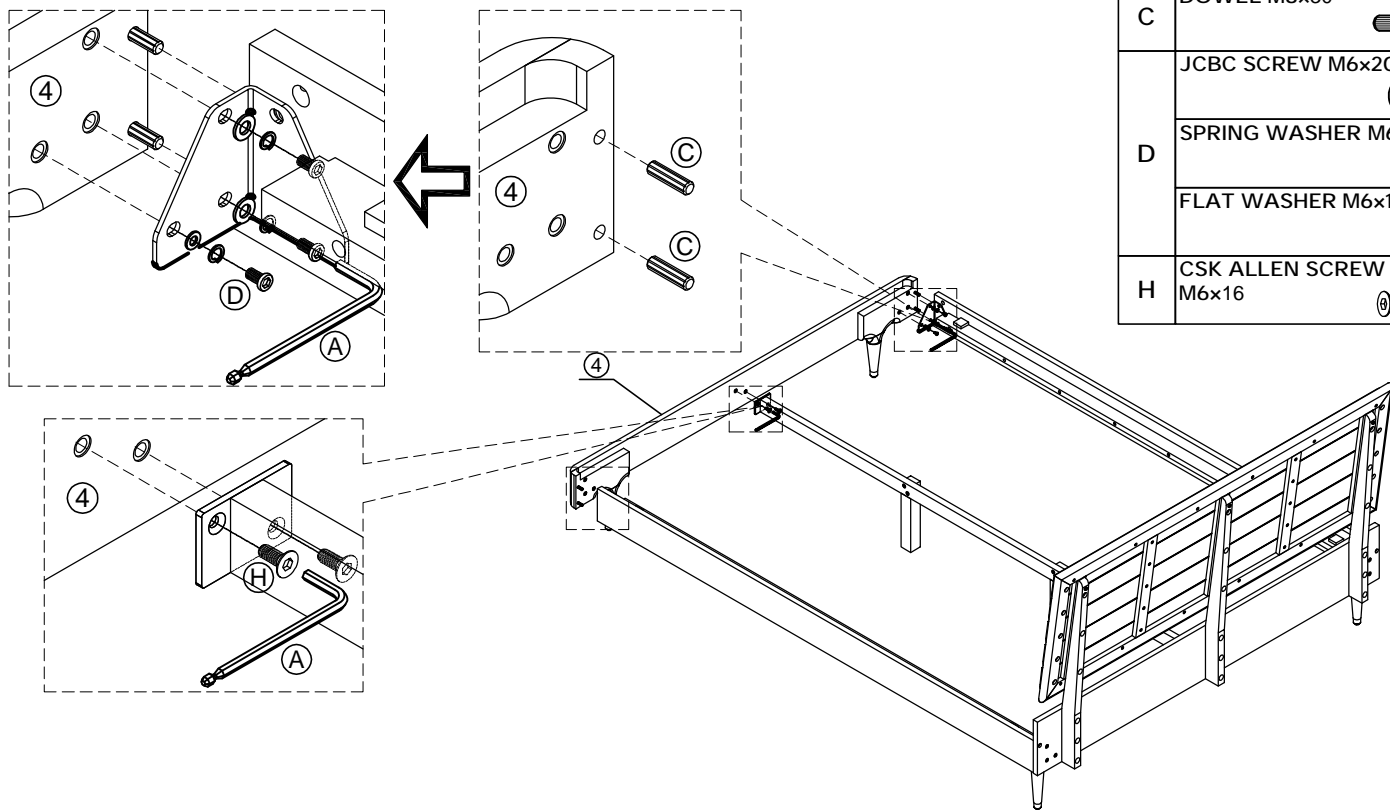
STEP 7

A	ALLEN KEY M4	x1
H	CSK ALLEN SCREW M6x16	x2



STEP 8
Assemble part (4).

A	ALLEN KEY M4	x1
C	DOWEL M8x30	x4
D	JCBC SCREW M6x20	x6
	SPRING WASHER M6	x6
	FLAT WASHER M6x17x2	x6
H	CSK ALLEN SCREW M6x16	x2



MADE IN MALAYSIA

STEP 9

Assemble part (11).

K	THW CBS M4 × 30	x45
---	-----------------	-----

